

Color Image Scanner ScanSnap

Safety Precautions

Thank you for purchasing FUJITSU color image scanner ScanSnap SV600 (hereinafter referred to as "the ScanSnap").

This document contains the general information for safety that must be read before using this product (which includes the ScanSnap, and all associated software and documents). Read this document, Getting Started, and the Basic Operation Guide thoroughly and take care to use this product correctly. Make sure that these are kept in a safe place so that they can be referred to whenever using this product.

July 2013

Use in High-Safety Applications






This product has been designed and manufactured on the assumption that it will be used in office, personal, domestic, regular industrial, and general-purpose applications. It has not been designed and manufactured for use in applications (simply called "high-safety applications" from here on) that directly involve danger to life and health when a high degree of safety is required, for example, in the control of nuclear reactions at nuclear power facilities, automatic flight control of aircraft, air traffic control, operation control in mass-transport systems, medical equipment for sustaining life, and missile firing control in weapons systems, and when provisionally the safety in question is not ensured. The user should use this product with adopting measures for ensuring safety in such high-safety applications. PFU LIMITED assumes no liability whatsoever for damages arising from use of this product by the user in high-safety applications, and for any claims or compensation for damages by the user or a third party.

Company names and product names in this document are the trademarks or registered trademarks of the respective companies.

© PFU LIMITED 2013

Warning Indications Used in This Document

The following indications are used in this document to obviate any chance of accident or damage to you and/or this product.




Warning Indication	Description
	This indication alerts operators to an operation that, if not strictly observed, may result in severe injury or death.
	This indication alerts operators to an operation that, if not strictly observed, may result in safety hazards to personnel or damage to the product.
	A TRIANGLE symbol indicates that special care and attention is required. The drawing inside the triangle shows the specific caution.
	A CIRCLE with a diagonal line inside shows actions which users should not perform. It may also have a drawing inside which shows the specific action that is not allowed.
	A white exclamation mark on black background show instructions users should follow. It may also include the drawing that shows the specific instruction.












For Safe Use








The following describes important warnings for using this product.

For the safe use of this product, make sure to follow the following descriptions. In the following warnings, "power cable" refers to the AC cable connected to the AC adapter collectively.













	<p>In any one of the following situations, immediately turn off the ScanSnap, and disconnect the power cable from the AC outlet. Not doing so may cause a fire, electric shock, or injuries from damaged parts.</p> <ul style="list-style-type: none">● The ScanSnap is damaged for any reason.● Smoke or heat coming from the ScanSnap is detected.● Abnormal noise or smell is detected.● Foreign objects such as small metal pieces or liquids such as water or coffee get inside the ScanSnap.● Other problems which indicate a ScanSnap failure are detected <p>Then, contact your FUJITSU scanner dealer or an authorized FUJITSU scanner service provider. For your safety, never attempt repairs by yourself.</p>
	<p>For your safety, do not take apart or modify the ScanSnap. It may cause damage to the ScanSnap or result in LED light emission outside the ScanSnap that may cause problems with visual acuity.</p> <p>PFU assumes no liability to any damage caused by taking apart the ScanSnap, as doing so is not covered under the warranty.</p>
	<p>Insert the power cable into the AC outlet within reach. If an error occurs on the ScanSnap, immediately turn off the ScanSnap, and disconnect the power cable from the AC outlet.</p>

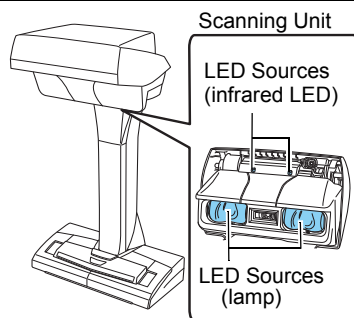
	Firmly insert the power cable into the AC outlet. Not doing so may cause a fire or the ScanSnap to malfunction.
	Use the ScanSnap only at the indicated power voltage and current. Do not connect to multiple-power strips. Improper power voltage or current might cause a fire or electric shock.
	Use only the power cable provided with the ScanSnap. Do not use any extension cords. Not following these instructions may cause abnormal heat or a fire. Do not use the power cable provided with the ScanSnap for other devices, since this might cause problems such as an equipment failure, or an electric shock.
	<p>Do not install the ScanSnap in the following locations which are subject to high temperature, humidity, less ventilation, or dust. If placed in an area subject to high temperature, the ScanSnap may become overheated and deformed, resulting in an electric leakage or fire. Use the ScanSnap in a well-ventilated environment.</p> <ul style="list-style-type: none"> ● A place near heat-radiating devices such as stoves or electric heaters, or flammable items such as volatile inflammable materials or curtain. ● A place such as kitchen where oil smoke may be formed. ● A place such as a bathroom, shower room, or swimming pool where it may easily get wet. ● A place under direct sunlight, in a car under the scorching sun, or near heating apparatus where it may get hot.
	To avoid injuries, do not place the ScanSnap in an area where small children may be able to reach.
	Before moving the ScanSnap, be sure to disconnect any cables (e.g., the power cable, the USB cable) connected to it. Make sure that the floor is free of any obstructions. Do not move the ScanSnap while there are cables connected, doing so can damage the cables, in turn causing fire or electric shock. The cables can also hinder work, causing injuries.
	Do not touch the power cable with wet hands. Doing so might cause an electric shock.
	When disconnecting the power cable from the AC outlet, make sure to hold the power plug and not the cable. Pulling the cable may damage it, which may cause a fire or electric shock.
	<p>Do not use the power cable if it is damaged. Also, do not insert any cables or power plugs into loose sockets. Doing so may cause a fire or electric shock.</p> <p>Be careful of the following when handling the power cable:</p> <ul style="list-style-type: none"> ● Do not moisten, modify, tie, bundle, or wind the cable. ● Do not place heavy objects on the cable, trap the cable in a doorway, drop or damage the cable in any other way. ● Do not pull or forcibly bend or twist the cable. ● Do not place any metal near to the plug of the power cable. <p>If the power cable is damaged, contact your FUJITSU scanner dealer or an authorized FUJITSU scanner service provider.</p>
	Do not place heavy objects on the ScanSnap or perform other work on top of the ScanSnap. Doing so might cause injuries or an equipment failure.
	Do not use the ScanSnap or AC adapter while covered with a blanket, etc. Doing so may raise the temperature inside and cause a fire.

	The scanning unit opens and closes when a document is scanned. To avoid injuries, be careful not to get your clothing (e.g. ties, necklaces), hands, fingers, or hair caught inside the ScanSnap.
	Do not use the ScanSnap while driving a car. Doing so may prevent you from driving carefully, which can cause an accident.
	Do not touch the heated sections (the bottom of the ScanSnap, the scanning unit and AC adapter) for a long time. Doing so may cause a low-temperature burn on your skin.
	When the ScanSnap is not going to be used for a long period of time, be sure to disconnect the power cable from the AC outlet. Not doing so may cause a fire or electric shock.
	Before you perform cleaning, you must turn off the ScanSnap and unplug the power cable to avoid the risk of fire or electric shock.
	Do not use any aerosol sprays or alcohol based sprays to clean the ScanSnap. Dust blown up by strong air from the spray may enter the inside of the ScanSnap. This may cause the ScanSnap to fail or malfunction. Sparks, caused by static electricity, generated when blowing off dust and dirt from the outside of the ScanSnap may cause a fire.
	<p>Check the following items once a month:</p> <ul style="list-style-type: none"> ● The power cable is firmly inserted into the AC outlet. ● The power cable is not emitting abnormal heat, or the cable is not rusted or bent. ● Dust is not accumulated on the power cable (especially the plug). If so, wipe off any dust with a soft, dry cloth. ● The power cable does not have any cracks or scratches. <p>If any abnormality is detected, contact your FUJITSU scanner dealer or an authorized FUJITSU scanner service provider.</p>

CAUTION

	When installing the ScanSnap on a table, make sure that the work surface is flat, stable, spacious, and that none of the ScanSnap's parts extend over the table edges. Otherwise it may fall or be pulled off the table causing equipment failure or injury.
	Install the ScanSnap away from strong magnetic fields and other sources of electronic noise. Protect the ScanSnap against any static electricity and choose a static-free place to install the ScanSnap. Static electricity can cause the ScanSnap to malfunction.
	<p>If there is an electrical storm, be sure to turn off the ScanSnap, and disconnect the power cable from the AC outlet. Then, disconnect any cables (e.g., the power cable, the USB cable) from the ScanSnap.</p> <p>Not doing so may destroy the ScanSnap, which may damage your properties.</p>
	Do not supply the power from the AC outlet where the devices requiring high power such as copying machines or paper shredders are connected.
	Do not touch the scanning unit or the white sheets at the base of the unit or make them dirty as this may cause the ScanSnap to malfunction or cause scanning error.
	Be careful not to knock the ScanSnap over with your arm or by getting your clothing caught on it. Doing so may cause malfunction.

	Do not use the ScanSnap immediately after moving it from a cold place into a warm room. Condensation may occur, which might lead to scanning errors. Let the ScanSnap dry for one or two hours before you use it.
	When handling documents, be careful not to cut your fingers with them.
	When carrying the ScanSnap outside while it is raining or snowing, pay special attention so the ScanSnap does not get wet. If the ScanSnap gets wet, wipe it or wait until it dries.
	<p>Do not look directly into the scanning unit or reflected light from its lamp. Direct exposure to the LED light source from the scanning unit or reflected light from glossy documents may cause problems with visual acuity.</p> <p>Caution - Use of controls or adjustments or performance of procedures other than those specified herein may result in hazardous radiation exposure.</p>



Precautions

■ Liability Note

READ THE DOCUMENTS SUPPLIED WITH THIS PRODUCT CAREFULLY BEFORE USING THIS SCANNER. IF THIS SCANNER IS NOT USED CORRECTLY, UNEXPECTED INJURY MAY BE CAUSED TO USERS OR BYSTANDERS.

Also, keep this document in a safe place so that it can be easily referred to during use of this scanner. While all efforts have been made to ensure the accuracy of all information in this document, PFU assumes no liability to any party for any damage caused by errors or omissions or by statements of any kind in this document, its updates or supplements, whether such errors are omissions or statements resulting from negligence, accidents, or any other cause. PFU further assumes no liability arising from the application or use of any scanner or system described herein; nor any liability for incidental or consequential damages arising from the use of this document. PFU disclaims all warranties regarding the information contained herein, whether expressed, implied, or statutory.

Disclaimer of Liability

■ Reproducibility of the Scanned Image Data

Confirm that the image data scanned with this product meets your requirements (for example, image reproducibility in size accuracy, fidelity, content, colors).

Make sure that there are no missing parts in the scanned image data before disposing of the original document used for scanning.

- When a document is scanned, the image reproducibility in sharpness, brightness, and colors may differ depending on the parts of the document or the thickness of the document.
- Due to sunlight or lighting, image data may turn out a different color from the original. In addition, the flickering of ambient light may result in horizontal stripes on the image data.
- The scanned image data of thick books and thick documents appear larger in size compared to the scanned image data of thin books and thin documents.
- Note that when there are sections marked with a highlight pen, the color of the marked section may not be accurately reproduced depending on the color and density, or may result in a different color tone from the original.

Regulatory Information

FCC Declaration

This equipment has been tested and found to comply with the limits for a Class B digital device, pursuant to Part 15 of the FCC Rules. These limits are designed to provide reasonable protection against harmful interference in a residential installation. This equipment generates, uses, and can radiate radio frequency energy and, if not installed and used in accordance with the instruction document, may cause harmful interference to radio communications.

However, there is no guarantee that interference will not occur in a particular installation. If this equipment does cause harmful interference to radio or television reception, which can be determined by turning the equipment off and on, the user is encouraged to try to correct the interference by one or more of the following measures:

- Reorient or relocate the receiving antenna.
- Increase the separation between the equipment and receiver.
- Connect the equipment into an outlet on a circuit different from that to which the receiver is located.
- Consult your dealer or an experienced radio/TV technician.

FCC warning: Changes or modifications not expressly approved by the party responsible for compliance could void the user's authority to operate the equipment.

NOTICE The use of a shielded interface cable is required to comply with the Class B limits of Part 15 of FCC rules. The length of the power cable must be 3 meters (10 feet) or less.

Canadian DOC Regulations

This digital apparatus does not exceed the Class B limit for radio noise emissions from digital apparatus set out in the Radio interference Regulations of the Canadian Department of Communications.

This Class B digital apparatus complies with Canadian ICES-003.

Le présent appareil numérique n'émet pas de parasites radioélectriques dépassant les limites applicables aux appareils numériques de la classe B et prescrites dans le Règlement sur le brouillage radioélectrique dictées par le Ministère des Communications du Canada.

Cet appareil numérique de la classe B est conforme à la norme NMB-003 du Canada.

Bescheinigung des Herstellers/Importeurs

Für den Scanner wird folgendes bescheinigt:

- In Übereinstimmung mit den Bestimmungen der EN45014(CE) funkentstört
- Maschinenlärminformationsverordnung 3. GPSGV: Der höchste Schalldruckpegel beträgt 70 dB (A) oder weniger, gemäß EN ISO 7779.

Dieses Gerät wurde nicht für die Benutzung in unmittelbarer Umgebung starker Lichtquellen (z. B. Projektoren) konzipiert.

Safety Standards for LED Products

Class 1 LED Product

This product is classified as a Class 1 LED product, which conforms to IEC 60825-1 Ed. 1.2: 2001, an international standard for laser products, and EN 60825-1, a standard adopted by CENELEC (Comité Européen de Normalisation Électrotechnique).

Item		LED Products	
		Infrared LED	Lamp
Wavelength		943 nm	449 nm
Pulse Duration		Continuous Wave	700 us
Maximum Power	Average	0.05 mW	2.68 mW
	Peak	-	10.6 mW

ENERGY STAR®

PFU Limited, a Fujitsu company, has determined that this product meets the ENERGY STAR® guidelines for energy efficiency. ENERGY STAR® is a registered trademark of the United States.



Maintenance

The user must not perform repairs on the ScanSnap.

PFU assumes no liability to any damage caused by taking apart the ScanSnap, as doing so is not covered under the warranty. Contact your FUJITSU scanner dealer or an authorized FUJITSU scanner service provider to make repairs to the ScanSnap.

Contact for Inquiries

Visit the following Web page to find the FUJITSU/PFU office for your country.
<http://imagescanner.fujitsu.com/warranty.html>

Or, refer to the contact list on the last page of this document.

Notice

- Copying of the contents of this document in whole or in part and copying of the scanner application is prohibited under the copyright law.
- The contents of this document are subject to change without notice.